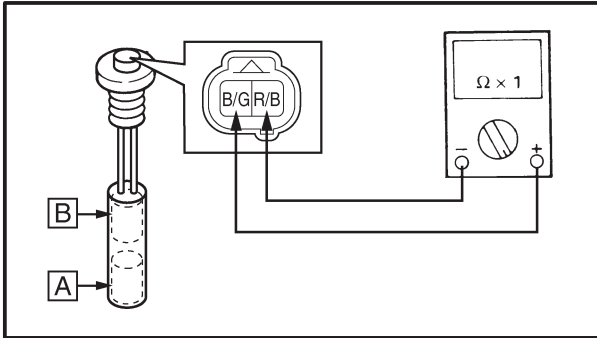


## ENGINE OIL LEVEL SWITCH

- Remove:
  - Oil level gauge ①

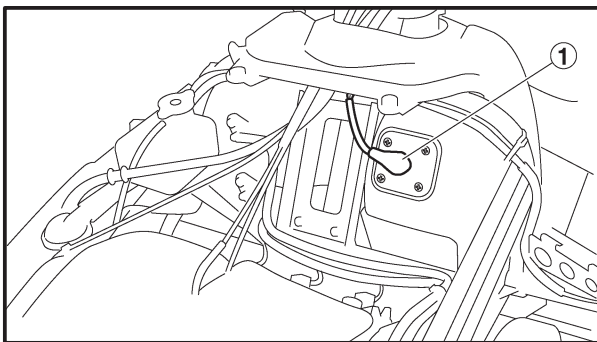


- Connect:
  - Pocket tester (to the oil level switch coupler)
- Inspect:
  - Oil level switch continuity
 Faulty → Replace.

Switch position		Good condition	Bad condition		
<b>A</b>	Down position	○	×	×	○
<b>B</b>	Up position	×	○	×	○

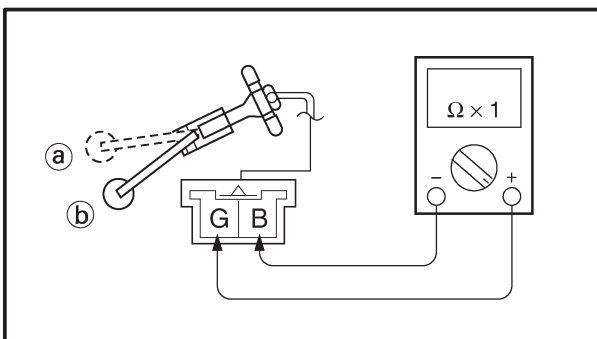
○ : Continuity

× : No continuity



## FUEL SENDER

- Remove:
  - Intake silencer
  - Refer to “FUEL PUMP” in CHAPTER 7.
  - Fuel sender ① (from the fuel tank)
- Connect:
  - Pocket tester (to the fuel sender coupler)



- Measure:
  - Full (a)
  - Empty (b)
  - Fuel sender resistance
 Out of specification → Replace.



**Fuel sender resistance (full):**  
4 ~ 10 at 20°C (68°F)

**Fuel sender resistance (empty):**  
90 ~ 100 at 20°C (68°F)