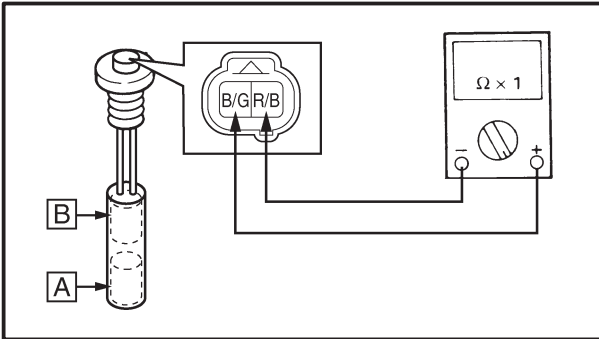


**ENGINE OIL LEVEL SWITCH**

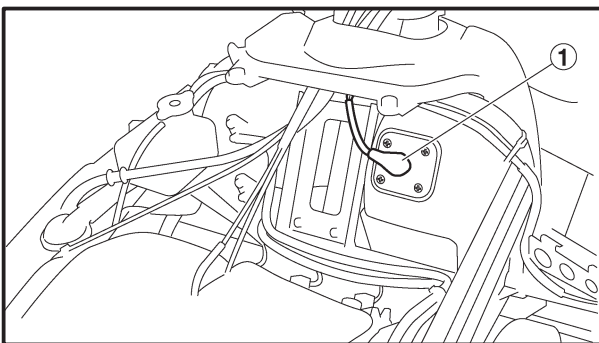
- Remove:
  - Oil level gauge ①



- Connect:
  - Pocket tester (to the oil level switch coupler)
- Inspect:
  - Oil level switch continuity
 Faulty → Replace.

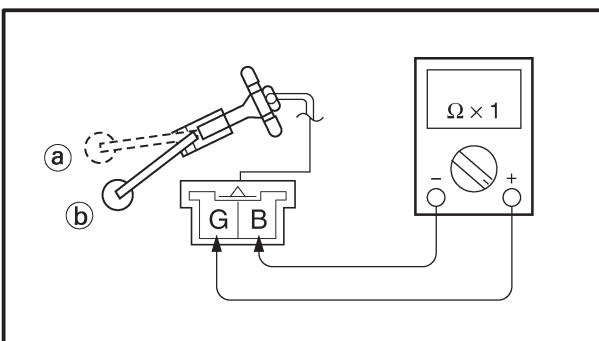
Switch position		Good condition	Bad condition	
A	Down position	○	×	×
B	Up position	×	○	×

○ : Continuity      × : No continuity



**FUEL SENDER**

- Remove:
  - Intake silencer
  - Refer to “FUEL PUMP” in CHAPTER 7.
  - Fuel sender ① (from the fuel tank)
- Connect:
  - Pocket tester (to the fuel sender coupler)



- Measure:
  - Full ①
  - Empty ②
  - Fuel sender resistance
 Out of specification → Replace.

**Fuel sender resistance (full):**  
4 ~ 10 at 20°C (68°F)

**Fuel sender resistance (empty):**  
90 ~ 100 at 20°C (68°F)